

## Eclipse RGBW




Date: 23.03.2016  
Operator: RV

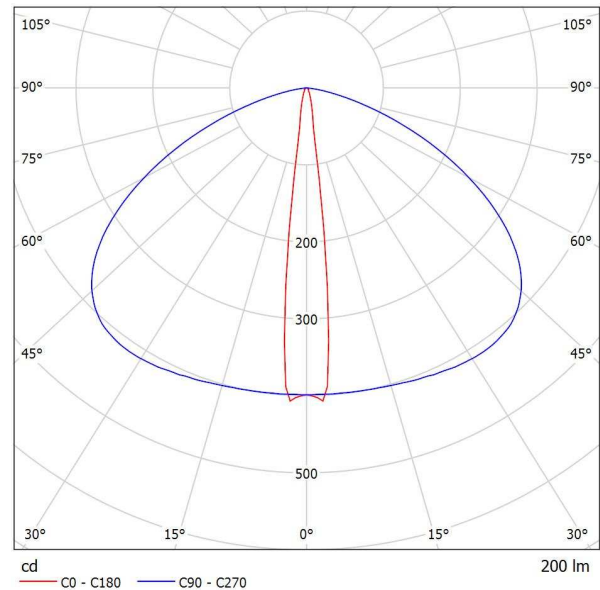
Griven S.r.l.  
Via Bulgaria, 16  
46042 Castel Goffredo, MN, Italy

Operator RV  
Telephone 0376779483  
Fax 0376779682  
e-Mail griven@griven.com

**GRIVEN AL4373 Eclipse RGBW / Luminaire Data Sheet**



Luminous emittance 1:



Luminaire classification according to CIE: 100  
CIE flux code: 68 90 99 100 103

Designed for specific application on windowsills, EKLIPSE RGBW is an LED graphic light shaper, which highlights the inner frames or the outer edges of windows, balconies or repeating architectural elements, while designing appealing optical effects on residential, public, historical or artistic building façades. Its newly engineered, extremely compact, minimal body houses 4 high power LEDs, as well as in-built electronics. Its capability of producing suggestive accent lighting effects and attractive colour scenes makes it a must for the lighting designers who wish to implement new solutions without renouncing high-level performances. EKLIPSE RGBW features functional efficiency whereas spectacularly dynamic lighting performance is assured by digital control of all functions from external DMX512 controller. Moreover, Eclipse RGBW can be easily adjusted according to the different inclinations of windowsills in order to enhance its performance.

Luminous emittance 1:

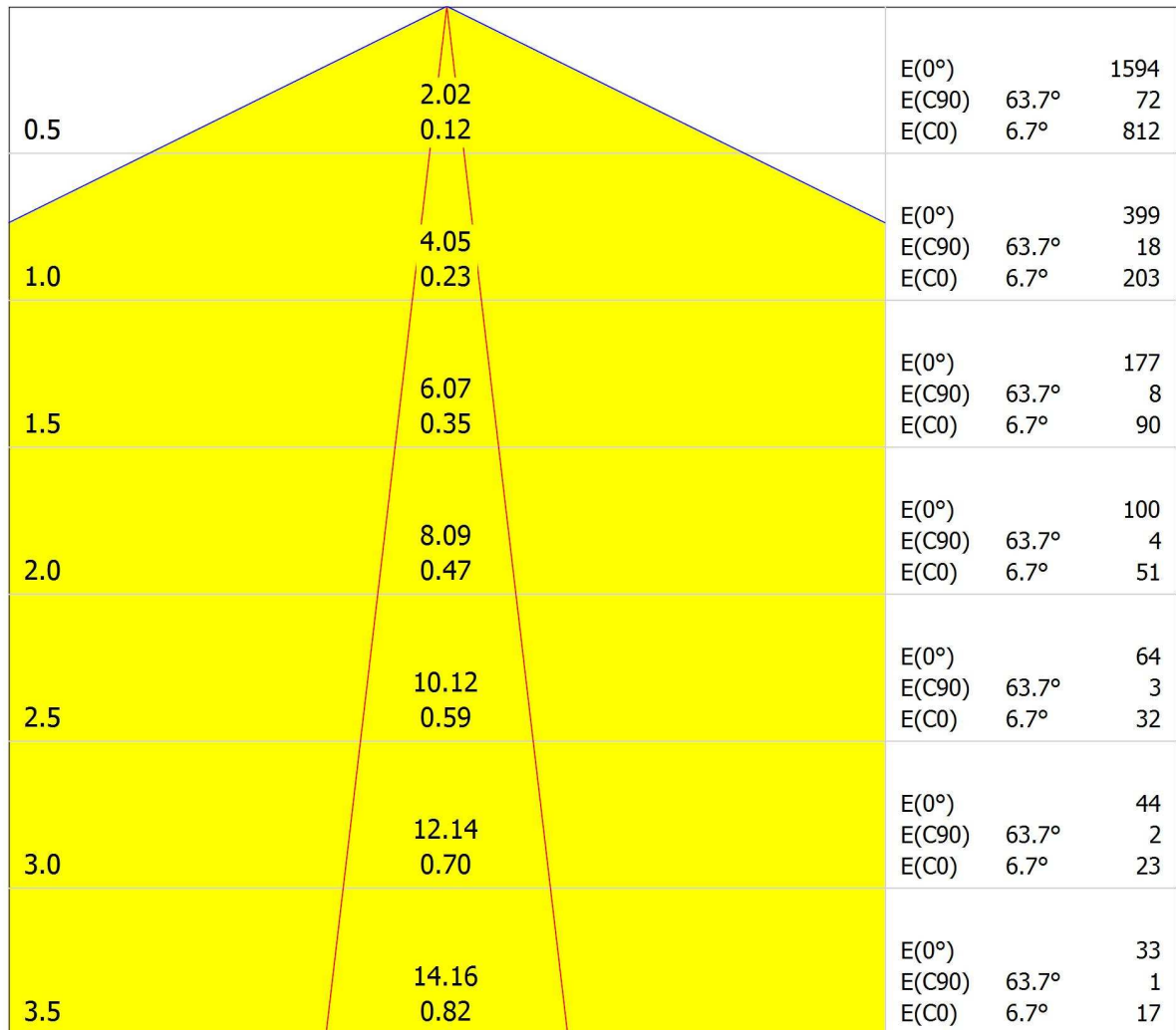
Glare Evaluation According to UGR											
p Ceiling		70	70	50	50	30	70	70	50	50	30
p Walls		50	30	50	30	30	50	30	50	30	30
p Floor		20	20	20	20	20	20	20	20	20	20
Room Size X	Room Size Y	Viewing direction at right angles to lamp axis					Viewing direction parallel to lamp axis				
2H	2H	5,7	6,7	5,9	6,9	7,1	27,6	28,7	27,9	28,9	29,1
	3H	6,7	7,6	7,0	7,9	8,1	29,8	30,7	30,1	31,0	31,2
	4H	7,1	8,0	7,4	8,2	8,5	30,5	31,3	30,8	31,6	31,9
	6H	7,4	8,2	7,7	8,5	8,8	30,8	31,6	31,1	31,9	32,2
	8H	7,5	8,3	7,8	8,6	8,9	30,8	31,6	31,2	31,9	32,2
4H	2H	6,8	7,7	7,1	8,0	8,2	27,4	28,3	27,7	28,6	28,8
	3H	7,9	8,6	8,2	8,9	9,3	29,6	30,3	29,9	30,6	30,9
	4H	8,3	9,0	8,7	9,3	9,7	30,2	30,9	30,6	31,2	31,6
	6H	8,7	9,2	9,1	9,6	10,0	30,6	31,1	31,0	31,5	31,9
	8H	8,8	9,3	9,2	9,7	10,1	30,6	31,1	31,1	31,5	31,9
8H	4H	8,7	9,2	9,1	9,6	10,0	30,1	30,6	30,6	31,0	31,4
	6H	9,1	9,6	9,6	10,0	10,4	30,5	30,9	30,9	31,3	31,7
	8H	9,3	9,7	9,8	10,1	10,6	30,5	30,9	31,0	31,3	31,8
	12H	9,4	9,7	9,9	10,2	10,7	30,5	30,8	31,0	31,3	31,8
	12H	4H	8,8	9,2	9,2	9,6	10,1	30,1	30,6	30,5	31,0
6H		9,2	9,6	9,7	10,0	10,5	30,4	30,8	30,9	31,2	31,7
8H		9,4	9,7	9,9	10,2	10,7	30,5	30,8	31,0	31,2	31,7
Variation of the observer position for the luminaire distances S											
S = 1.0H		+0.5 / -0.4					+2.2 / -6.0				
S = 1.5H		+0.8 / -1.0					+3.6 / -9.5				
S = 2.0H		+1.0 / -1.5					+4.7 / -12.2				
Standard table Correction Summand		BK04					---				
		-8.5					---				
Corrected Glare Indices referring to 200lm Total Luminous Flux											

Griven S.r.l.  
Via Bulgaria, 16  
46042 Castel Goffredo, MN, Italy

Operator RV  
Telephone 0376779483  
Fax 0376779682  
e-Mail griven@griven.com

**GRIVEN AL4373 Eklipse RGBW / Cone Diagram**

Luminaire: GRIVEN AL4373 Eklipse RGBW  
Lamps: 1 x Eklipse RGBW



Distance [m]                      Cone Diameter [m]                      Illuminance [lx]

— C0 - C180 (Half-value Angle: 13.4°)

— C90 - C270 (Half-value Angle: 127.4°)

Griven S.r.l.  
Via Bulgaria, 16  
46042 Castel Goffredo, MN, Italy

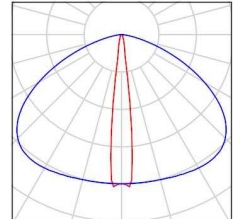

Operator RV  
Telephone 0376779483  
Fax 0376779682  
e-Mail griven@griven.com

---

**Exterior Scene 1 / Luminaire parts list**

---

1 Pieces GRIVEN AL4373 Eclipse RGBW  
Article No.: AL4373  
Luminous flux (Luminaire): 200 lm  
Luminous flux (Lamps): 200 lm  
Luminaire Wattage: 10.0 W  
Luminaire classification according to CIE:  
100  
CIE flux code: 68 90 99 100 103  
Fitting: 1 x Eclipse RGBW (Correction Factor  
1.000).



Griven S.r.l.  
Via Bulgaria, 16  
46042 Castel Goffredo, MN, Italy

Operator RV  
Telephone 0376779483  
Fax 0376779682  
e-Mail [griven@griven.com](mailto:griven@griven.com)

**Exterior Scene 1 / Raytrace preview 1**

