

Powershine MK2 S RGBW



Date: 25.06.2018
Operator: PR

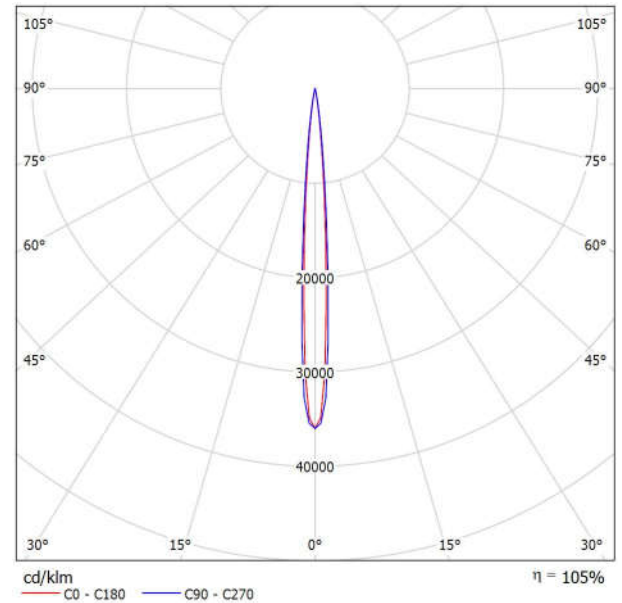
Griven S.r.l.
Via Bulgaria, 16
46042 Castel Goffredo, MN, Italy

Operator PR
Telephone 0376779483
Fax 0376779682
e-Mail griven@griven.com

Griven srl AL3700A Powershine MK2 S RGBW Spot sym / Luminaire Data Sheet



Luminous emittance 1:



Luminaire classification according to CIE: 100
CIE flux code: 98 100 100 100 106

Griven srl AL3700A Powershine MK2 S RGBW
Spot sym
Article No.: AL3700A
Luminous flux (Luminaire): 13002 lm
Luminous flux (Lamps): 12344 lm
Luminaire Wattage: 281.0 W
Luminaire classification according to CIE: 100
CIE flux code: 98 100 100 100 106
Fitting: 1 x 362-QL12-S02 (Correction Factor 1.000).

POWERSHINE MK2 S, using 96 powerful RGBW LEDs, is the technologically advanced edition of its renowned architectural wall washer forerunner, whose significantly enhanced output performance will set the industry standard bar higher. The comprehensive selection of optics and the combination of RGBW LEDs, that provides an unprecedented astonishing white light output quality plus a wider variety of intermediate colour hues, offer the maximum lighting design flexibility. POWERSHINE MK2 S Polar Edition features an integrated de-icing system with electrically heated glass, which assures a comfortable functioning even in the utmost severe cold weather conditions.

Griven S.r.l.
Via Bulgaria, 16
46042 Castel Goffredo, MN, Italy

Operator PR
Telephone 0376779483
Fax 0376779682
e-Mail griven@griven.com

Griven srl AL3700A Powershine MK2 S RGBW Spot sym / Cone Diagram

Luminaire: Griven srl AL3700A Powershine MK2 S RGBW Spot sym
Lamps: 1 x 362-QL12-S02

20.0	3.01 2.59	E(0°) 1110 E(C90) 4.3° 551 E(C0) 3.7° 562
40.0	6.02 5.17	E(0°) 278 E(C90) 4.3° 138 E(C0) 3.7° 141
60.0	9.02 7.76	E(0°) 123 E(C90) 4.3° 61 E(C0) 3.7° 62
80.0	12.03 10.35	E(0°) 69 E(C90) 4.3° 34 E(C0) 3.7° 35
100.0	15.04 12.93	E(0°) 44 E(C90) 4.3° 22 E(C0) 3.7° 22
120.0	18.05 15.52	E(0°) 31 E(C90) 4.3° 15 E(C0) 3.7° 16

Distance [m] Cone Diameter [m] Illuminance [lx]

- C0 - C180 (Half-value Angle: 7.4°)
- C90 - C270 (Half-value Angle: 8.6°)

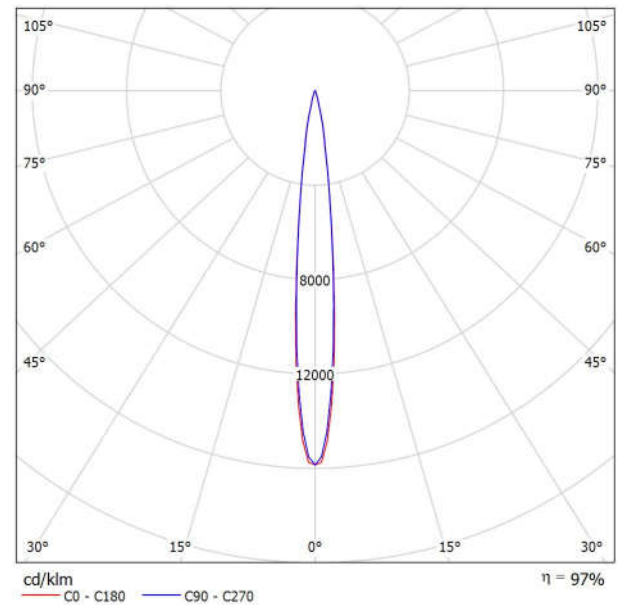
Griven S.r.l.
Via Bulgaria, 16
46042 Castel Goffredo, MN, Italy

Operator PR
Telephone 0376779483
Fax 0376779682
e-Mail griven@griven.com

Griven srl AL3701A Powershine MK2 S RGBW Narrow sym / Luminaire Data Sheet



Luminous emittance 1:



Luminaire classification according to CIE: 100
CIE flux code: 98 100 100 100 98

Griven srl AL3701A Powershine MK2 S RGBW
Narrow sym
Article No.: AL3701A
Luminous flux (Luminaire): 11927 lm
Luminous flux (Lamps): 12237 lm
Luminaire Wattage: 285.1 W
Luminaire classification according to CIE: 100
CIE flux code: 98 100 100 100 98
Fitting: 1 x LED (Correction Factor 1.000).

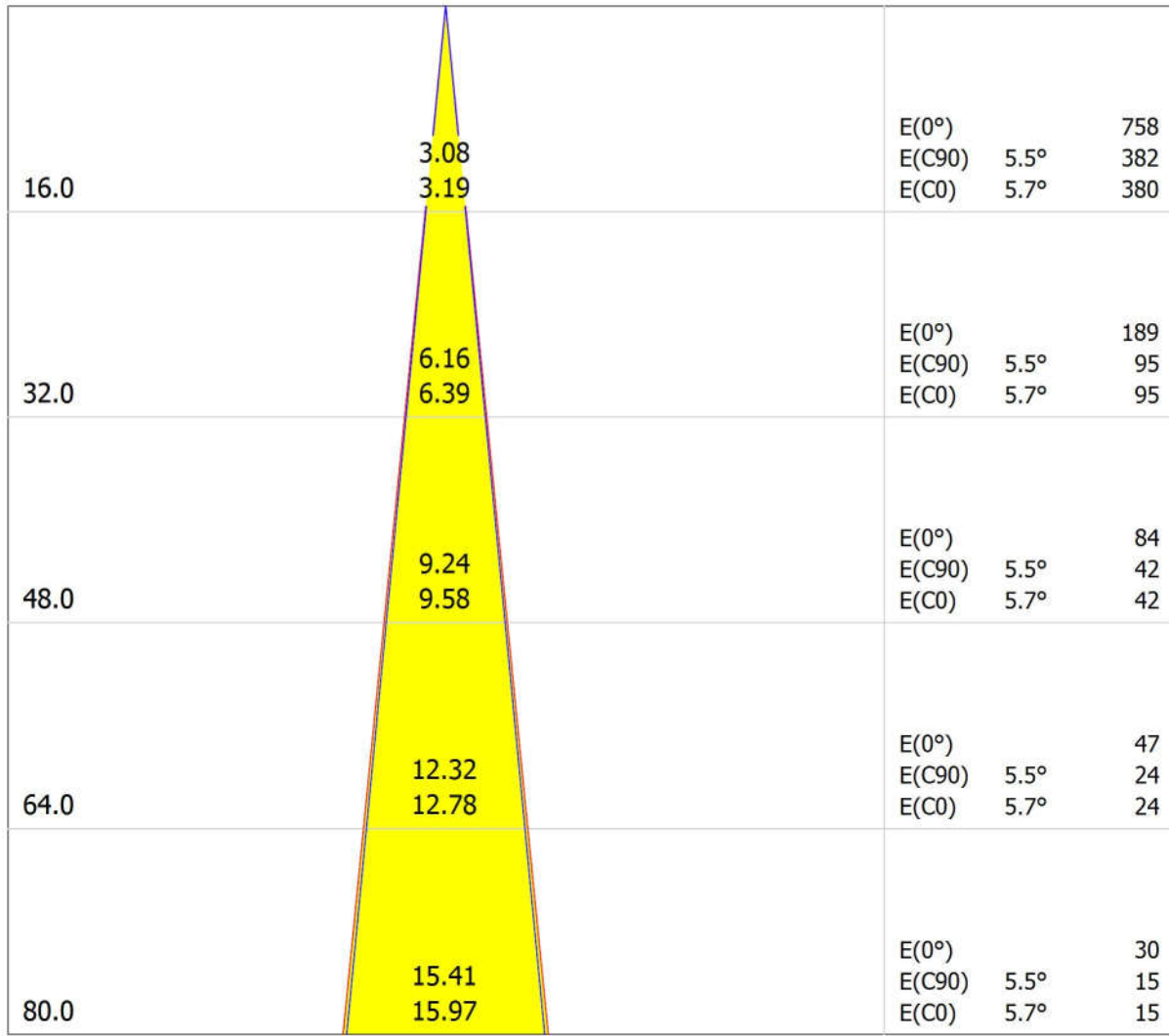
POWERSHINE MK2 S, using 96 powerful RGBW LEDs, is the technologically advanced edition of its renowned architectural wall washer forerunner, whose significantly enhanced output performance will set the industry standard bar higher. The comprehensive selection of optics and the combination of RGBW LEDs, that provides an unprecedented astonishing white light output quality plus a wider variety of intermediate colour hues, offer the maximum lighting design flexibility. POWERSHINE MK2 S Polar Edition features an integrated de-icing system with electrically heated glass, which assures a comfortable functioning even in the utmost severe cold weather conditions.

Griven S.r.l.
Via Bulgaria, 16
46042 Castel Goffredo, MN, Italy

Operator PR
Telephone 0376779483
Fax 0376779682
e-Mail griven@griven.com

Griven srl AL3701A Powershine MK2 S RGBW Narrow sym / Cone Diagram

Luminaire: Griven srl AL3701A Powershine MK2 S RGBW Narrow sym
Lamps: 1 x LED



Distance [m] Cone Diameter [m] Illuminance [lx]

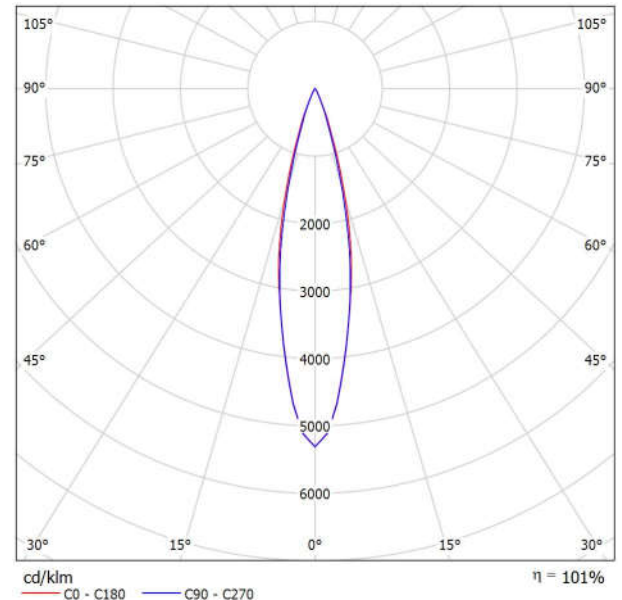
- C0 - C180 (Half-value Angle: 11.4°)
- C90 - C270 (Half-value Angle: 11.0°)

Griven S.r.l.
Via Bulgaria, 16
46042 Castel Goffredo, MN, Italy

Operator PR
Telephone 0376779483
Fax 0376779682
e-Mail griven@griven.com

Griven srl AL3702A Powershine MK2 S RGBW Medium sym / Luminaire Data Sheet

Luminous emittance 1:



Luminaire classification according to CIE: 100
CIE flux code: 97 99 100 100 101

Griven srl AL3702A Powershine MK2 S RGBW
Medium sym
Article No.: AL3702A
Luminous flux (Luminaire): 11190 lm
Luminous flux (Lamps): 11079 lm
Luminaire Wattage: 281.0 W
Luminaire classification according to CIE: 100
CIE flux code: 97 99 100 100 101
Fitting: 1 x 362-QL12-S04 (Correction Factor 1.000).

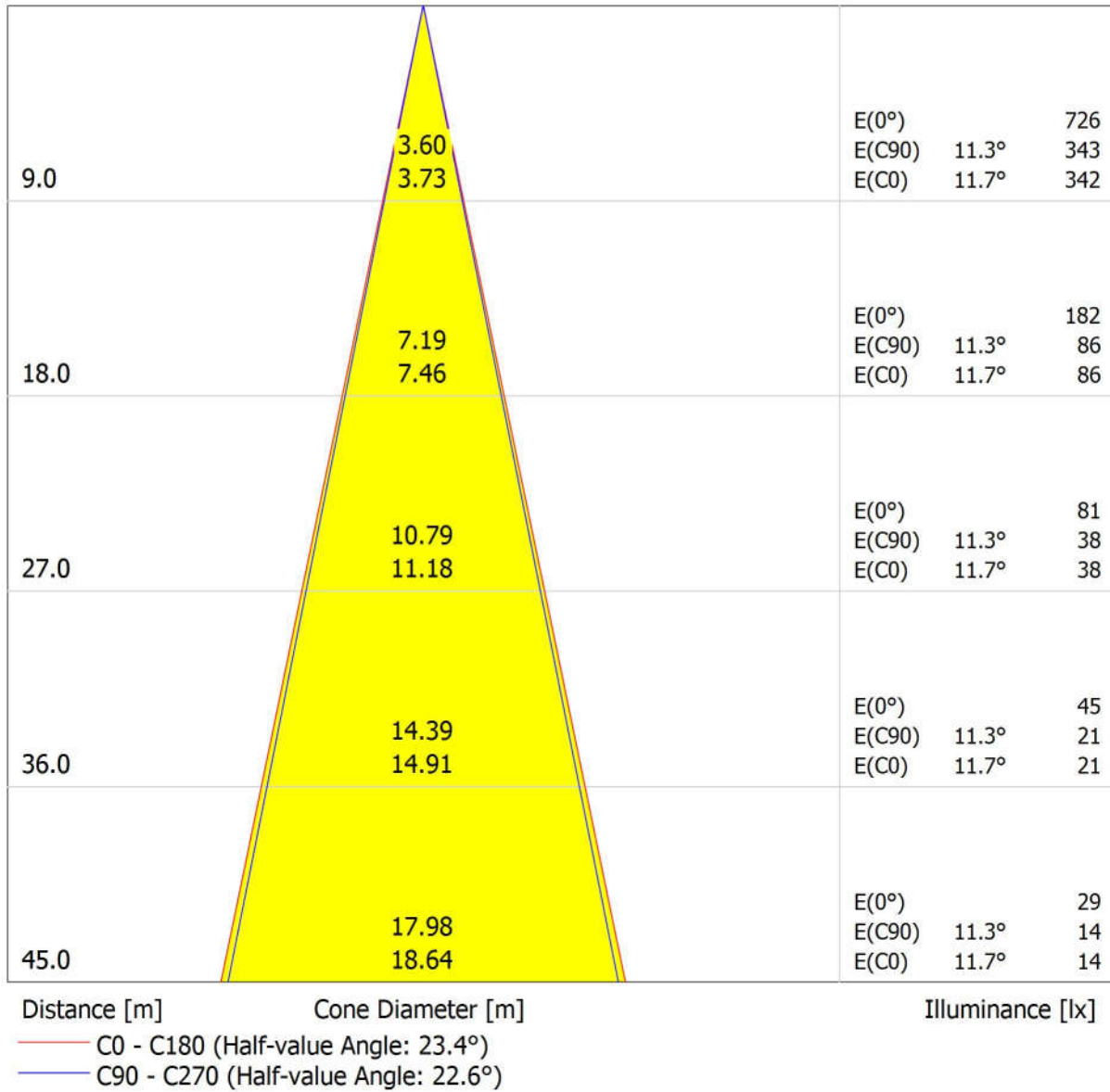
POWERSHINE MK2 S, using 96 powerful RGBW LEDs, is the technologically advanced edition of its renowned architectural wall washer forerunner, whose significantly enhanced output performance will set the industry standard bar higher. The comprehensive selection of optics and the combination of RGBW LEDs, that provides an unprecedented astonishing white light output quality plus a wider variety of intermediate colour hues, offer the maximum lighting design flexibility. POWERSHINE MK2 S Polar Edition features an integrated de-icing system with electrically heated glass, which assures a comfortable functioning even in the utmost severe cold weather conditions.

Griven S.r.l.
Via Bulgaria, 16
46042 Castel Goffredo, MN, Italy

Operator PR
Telephone 0376779483
Fax 0376779682
e-Mail griven@griven.com

Griven srl AL3702A Powershine MK2 S RGBW Medium sym / Cone Diagram

Luminaire: Griven srl AL3702A Powershine MK2 S RGBW Medium sym
Lamps: 1 x 362-QL12-S04



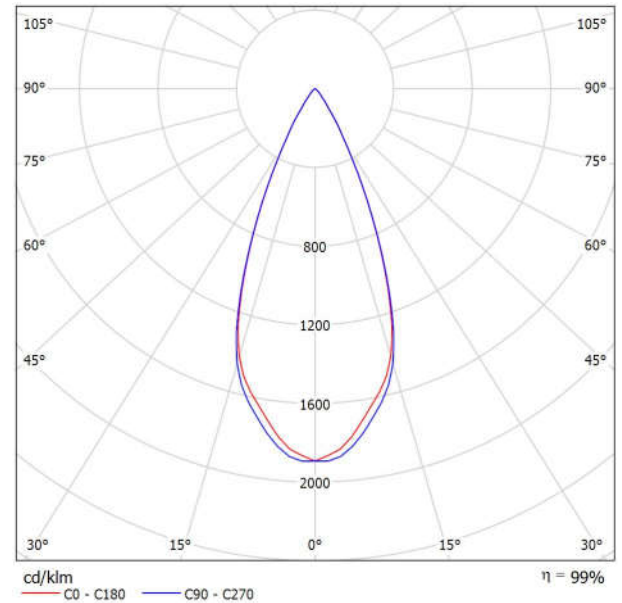
Griven S.r.l.
Via Bulgaria, 16
46042 Castel Goffredo, MN, Italy

Operator PR
Telephone 0376779483
Fax 0376779682
e-Mail griven@griven.com

Griven srl AL3703A Powershine MK2 S RGBW Wide sym / Luminaire Data Sheet



Luminous emittance 1:



Luminaire classification according to CIE: 100
CIE flux code: 97 99 100 100 99

Griven srl AL3703A Powershine MK2 S RGBW
Wide sym
Article No.: AL3703A
Luminous flux (Luminaire): 10912 lm
Luminous flux (Lamps): 11005 lm
Luminaire Wattage: 281.0 W
Luminaire classification according to CIE: 100
CIE flux code: 97 99 100 100 99
Fitting: 1 x 362 QL12 S05 (Correction Factor 1.000).


POWERSHINE MK2 S, using 96 powerful RGBW LEDs, is the technologically advanced edition of its renowned architectural wall washer forerunner, whose significantly enhanced output performance will set the industry standard bar higher. The comprehensive selection of optics and the combination of RGBW LEDs, that provides an unprecedented astonishing white light output quality plus a wider variety of intermediate colour hues, offer the maximum lighting design flexibility. POWERSHINE MK2 S Polar Edition features an integrated de-icing system with electrically heated glass, which assures a comfortable functioning even in the utmost severe cold weather conditions.

Griven S.r.l.
Via Bulgaria, 16
46042 Castel Goffredo, MN, Italy

Operator PR
Telephone 0376779483
Fax 0376779682
e-Mail griven@griven.com

Griven srl AL3703A Powershine MK2 S RGBW Wide sym / Cone Diagram

Luminaire: Griven srl AL3703A Powershine MK2 S RGBW Wide sym
Lamps: 1 x 362-QL12-S05



Distance [m] Cone Diameter [m] Illuminance [lx]

- C0 - C180 (Half-value Angle: 43.0°)
- C90 - C270 (Half-value Angle: 43.2°)

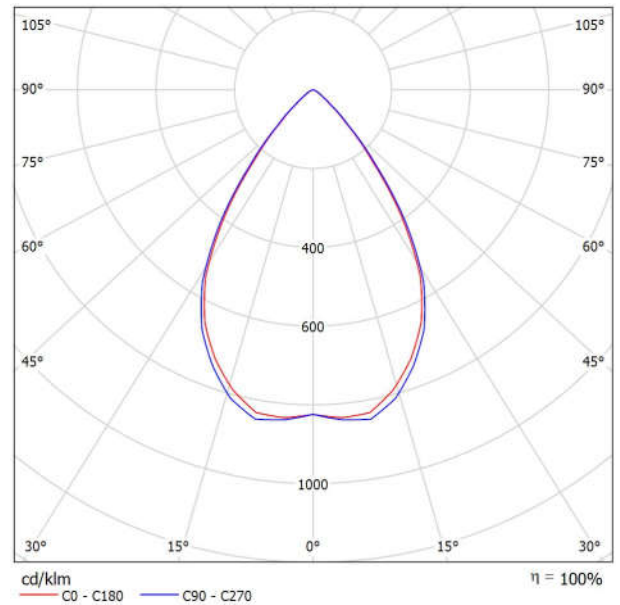
Griven S.r.l.
Via Bulgaria, 16
46042 Castel Goffredo, MN, Italy

Operator PR
Telephone 0376779483
Fax 0376779682
e-Mail griven@griven.com

Griven srl AL3706A Powershine S MK2 RGBW Extrawide sym / Luminaire Data Sheet



Luminous emittance 1:



Luminaire classification according to CIE: 100
CIE flux code: 88 99 100 100 100

Griven srl AL3706A Powershine S MK2 RGBW
Extrawide sym
Article No.: AL3706A
Luminous flux (Luminaire): 10160 lm
Luminous flux (Lamps): 10201 lm
Luminaire Wattage: 281.0 W
Luminaire classification according to CIE: 100
CIE flux code: 88 99 100 100 100
Fitting: 1 x GRIVEN 209 QL13 S09 (Correction
Factor 1.000).

POWERSHINE MK2 S, using 96 powerful RGBW LEDs, is the technologically advanced edition of its renowned architectural wall washer forerunner, whose significantly enhanced output performance will set the industry standard bar higher. The comprehensive selection of optics and the combination of RGBW LEDs, that provides an unprecedented astonishing white light output quality plus a wider variety of intermediate colour hues, offer the maximum lighting design flexibility. POWERSHINE MK2 S Polar Edition features an integrated de-icing system with electrically heated glass, which assures a comfortable functioning even in the utmost severe cold weather conditions.

Griven S.r.l.
Via Bulgaria, 16
46042 Castel Goffredo, MN, Italy

Operator PR
Telephone 0376779483
Fax 0376779682
e-Mail griven@griven.com

Griven srl AL3706A Powershine S MK2 RGBW Extrawide sym / Cone Diagram

Luminaire: Griven srl AL3706A Powershine S MK2 RGBW Extrawide sym
Lamps: 1 x GRIVEN 209-QL13-S09



Distance [m] Cone Diameter [m] Illuminance [lx]

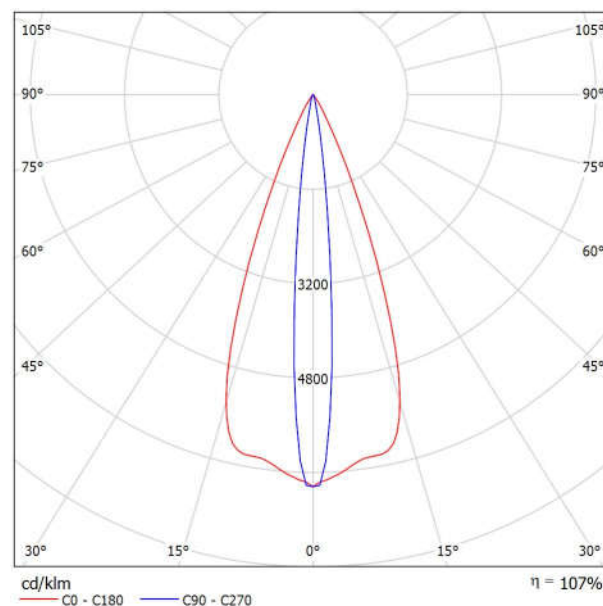
— C0 - C180 (Half-value Angle: 68.4°)
— C90 - C270 (Half-value Angle: 69.2°)

Griven S.r.l.
Via Bulgaria, 16
46042 Castel Goffredo, MN, Italy

Operator PR
Telephone 0376779483
Fax 0376779682
e-Mail griven@griven.com

Griven srl AL3704A Powershine MK2 S RGBW Elliptical sym / Luminaire Data Sheet

Luminous emittance 1:



Luminaire classification according to CIE: 100
CIE flux code: 97 99 100 100 107

Griven srl AL3704A Powershine MK2 S RGBW
Elliptical sym
Article No.: AL3704A
Luminous flux (Luminaire): 11851 lm
Luminous flux (Lamps): 11105 lm
Luminaire Wattage: 281.0 W
Luminaire classification according to CIE: 100
CIE flux code: 97 99 100 100 107
Fitting: 1 x 362 QL12 S06 (Correction Factor 1.000).

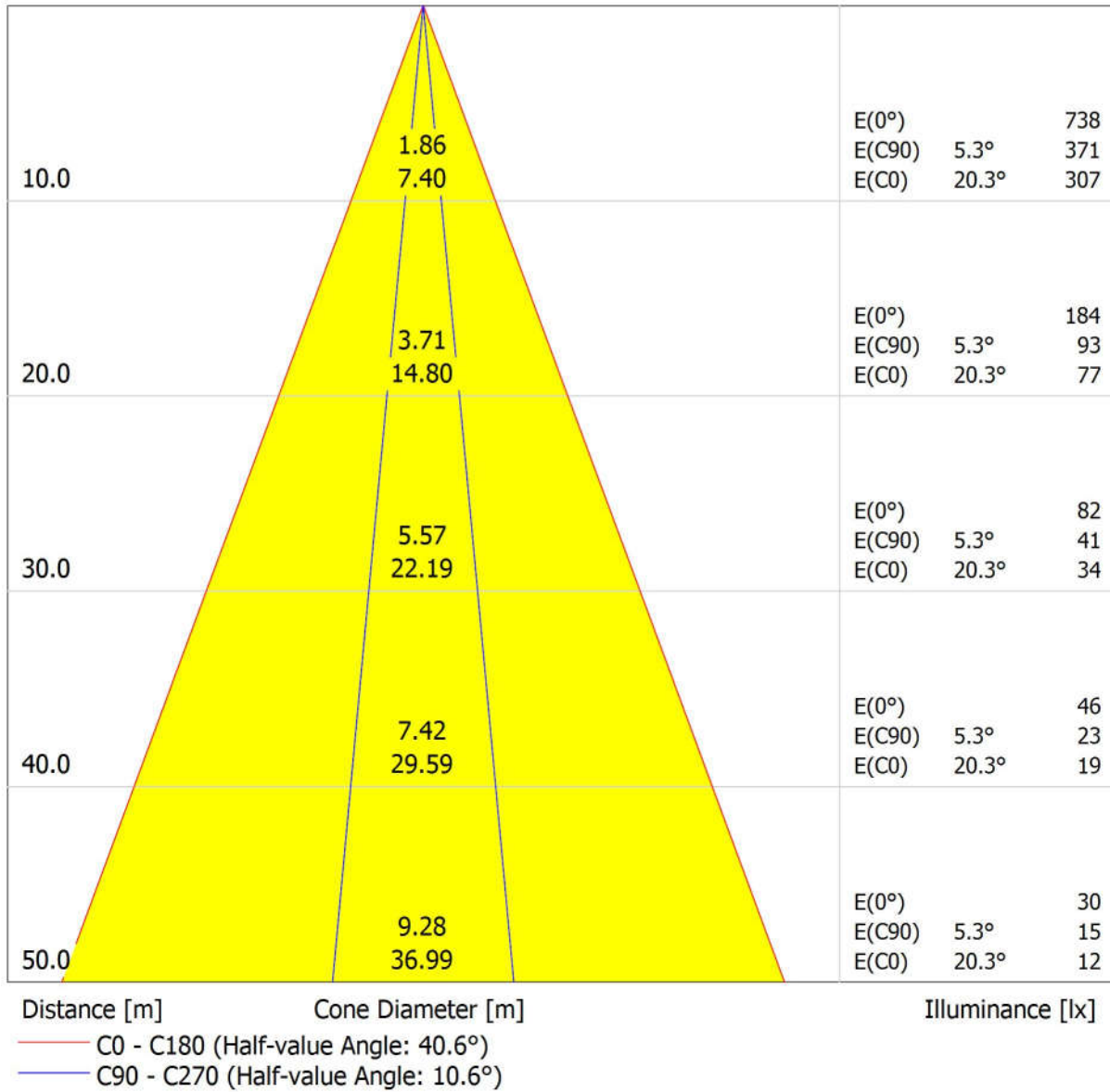
POWERSHINE MK2 S, using 96 powerful RGBW LEDs, is the technologically advanced edition of its renowned architectural wall washer forerunner, whose significantly enhanced output performance will set the industry standard bar higher. The comprehensive selection of optics and the combination of RGBW LEDs, that provides an unprecedented astonishing white light output quality plus a wider variety of intermediate colour hues, offer the maximum lighting design flexibility. POWERSHINE MK2 S Polar Edition features an integrated de-icing system with electrically heated glass, which assures a comfortable functioning even in the utmost severe cold weather conditions.

Griven S.r.l.
Via Bulgaria, 16
46042 Castel Goffredo, MN, Italy

Operator PR
Telephone 0376779483
Fax 0376779682
e-Mail griven@griven.com

Griven srl AL3704A Powershine MK2 S RGBW Elliptical sym / Cone Diagram

Luminaire: Griven srl AL3704A Powershine MK2 S RGBW Elliptical sym
Lamps: 1 x 362-QL12-S06

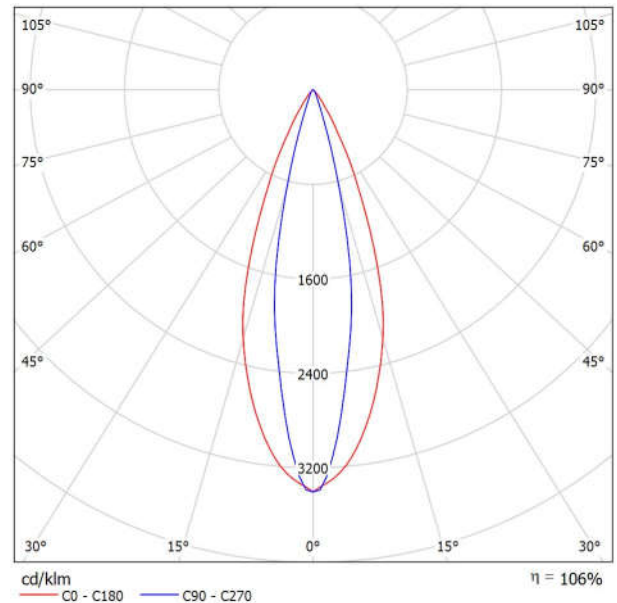


Griven S.r.l.
Via Bulgaria, 16
46042 Castel Goffredo, MN, Italy

Operator PR
Telephone 0376779483
Fax 0376779682
e-Mail griven@griven.com

Griven srl AL3705A Powershine MK2 S RGBW Elliptical wide sym / Luminaire Data Sheet

Luminous emittance 1:



Luminaire classification according to CIE: 100
CIE flux code: 97 99 100 100 106

Griven srl AL3705A Powershine MK2 S RGBW
Elliptical wide sym
Article No.: AL3705A
Luminous flux (Luminaire): 11176 lm
Luminous flux (Lamps): 10530 lm
Luminaire Wattage: 296.0 W
Luminaire classification according to CIE: 100
CIE flux code: 97 99 100 100 106
Fitting: 1 x 362-QL12-S07 (Correction Factor 1.000).

POWERSHINE MK2 S, using 96 powerful RGBW LEDs, is the technologically advanced edition of its renowned architectural wall washer forerunner, whose significantly enhanced output performance will set the industry standard bar higher. The comprehensive selection of optics and the combination of RGBW LEDs, that provides an unprecedented astonishing white light output quality plus a wider variety of intermediate colour hues, offer the maximum lighting design flexibility. POWERSHINE MK2 S Polar Edition features an integrated de-icing system with electrically heated glass, which assures a comfortable functioning even in the utmost severe cold weather conditions.

Griven S.r.l.
Via Bulgaria, 16
46042 Castel Goffredo, MN, Italy

Operator PR
Telephone 0376779483
Fax 0376779682
e-Mail griven@griven.com

Griven srl AL3705A Powershine MK2 S RGBW Elliptical wide sym / Cone Diagram

Luminaire: Griven srl AL3705A Powershine MK2 S RGBW Elliptical wide sym
Lamps: 1 x 362-QL12-S07

