

Dune MK2 RGBW



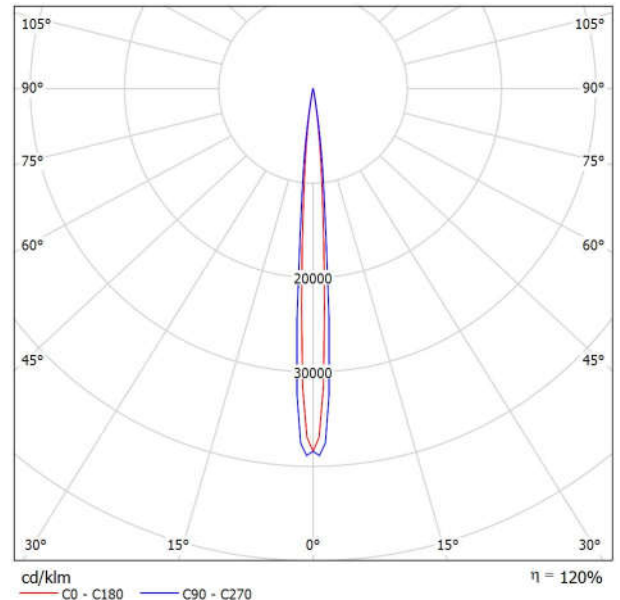
Date: 07.06.2018
Operator: PR

Griven S.r.l.
 Via Bulgaria, 16
 46042 Castel Goffredo, MN, Italy

Operator PR
 Telephone 0376779483
 Fax 0376779682
 e-Mail griven@griven.com

Griven S.r.l. AL4850SPRW Dune MK2 Spot RGBW sym / Luminaire Data Sheet

Luminous emittance 1:



Luminaire classification according to CIE: 100
 CIE flux code: 98 100 100 100 121

Griven S.r.l. AL4850SPRW Dune MK2 Spot
 RGBW sym
 Article No.: AL4850SPRW
 Luminous flux (Luminaire): 1531 lm
 Luminous flux (Lamps): 1274 lm
 Luminaire Wattage: 29.0 W
 Luminaire classification according to CIE: 100
 CIE flux code: 98 100 100 100 121
 Fitting: 1 x LED (Correction Factor 1.000).

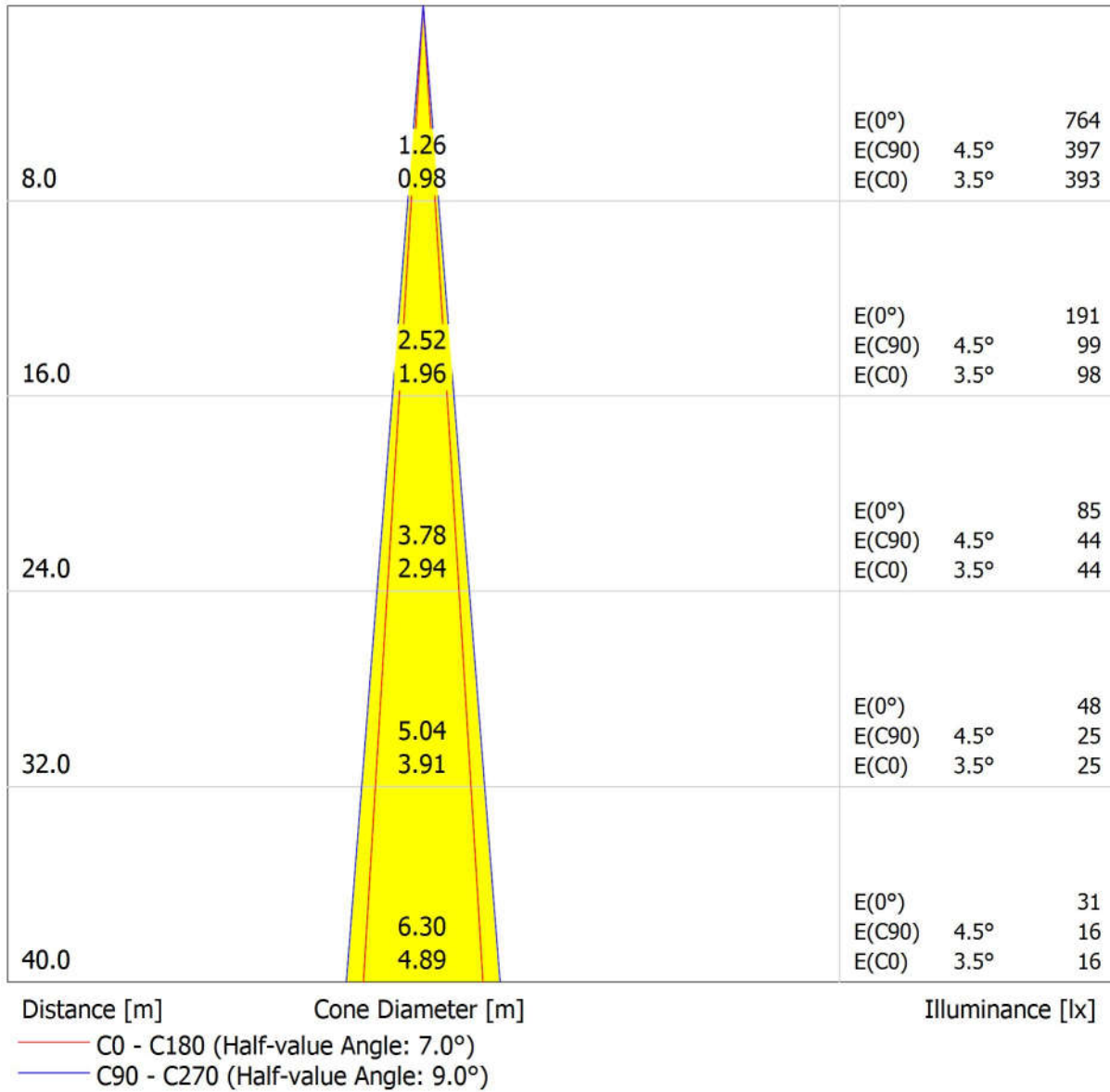
DUNE MK2 RGBW is a highly performing LED colour changer specifically designed for exterior recessed applications. Newly restyled, DUNE MK2 RGBW is now based on a combination of RGBW LEDs offering an unprecedented astonishing white light output quality as well as a wider variety of intermediate colour hues for an even broader range of application purposes. Narrow aperture spot lenses and wide elliptical distribution are part of the optional selection of optics groups available. A 2000 Kg deadweight load capacity makes this IP67 rated colour changer suitable for ground mounting applications even in vehicled areas. This versatile fixture also allows beam positioning through 10° moving capability.

Griven S.r.l.
Via Bulgaria, 16
46042 Castel Goffredo, MN, Italy

Operator PR
Telephone 0376779483
Fax 0376779682
e-Mail griven@griven.com

Griven S.r.l. AL4850SPRW Dune MK2 Spot RGBW sym / Cone Diagram

Luminaire: Griven S.r.l. AL4850SPRW Dune MK2 Spot RGBW sym
Lamps: 1 x LED

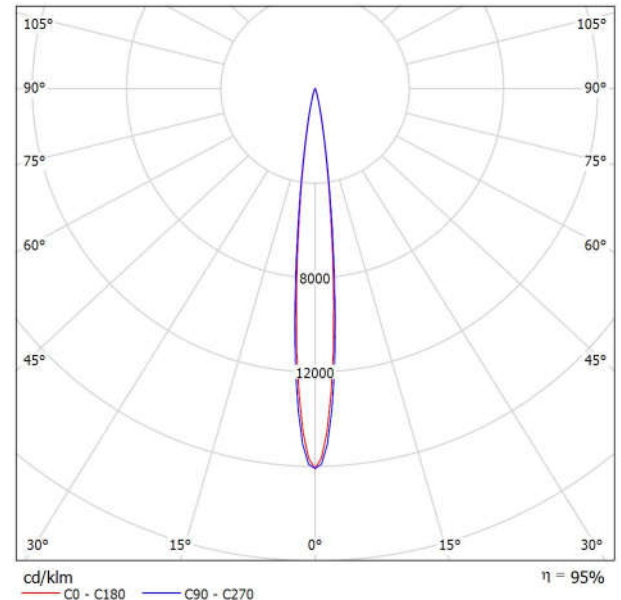


Griven S.r.l.
Via Bulgaria, 16
46042 Castel Goffredo, MN, Italy

Operator PR
Telephone 0376779483
Fax 0376779682
e-Mail griven@griven.com

Griven S.r.l. AL4850NARW Dune MK2 Narrow RGBW sym / Luminaire Data Sheet

Luminous emittance 1:



Luminaire classification according to CIE: 100
CIE flux code: 98 100 100 100 95

Griven S.r.l. AL4850NARW Dune MK2 Narrow
RGBW sym
Article No.: AL4850NARW
Luminous flux (Luminaire): 1183 lm
Luminous flux (Lamps): 1245 lm
Luminaire Wattage: 29.0 W
Luminaire classification according to CIE: 100
CIE flux code: 98 100 100 100 95
Fitting: 1 x LED (Correction Factor 1.000).

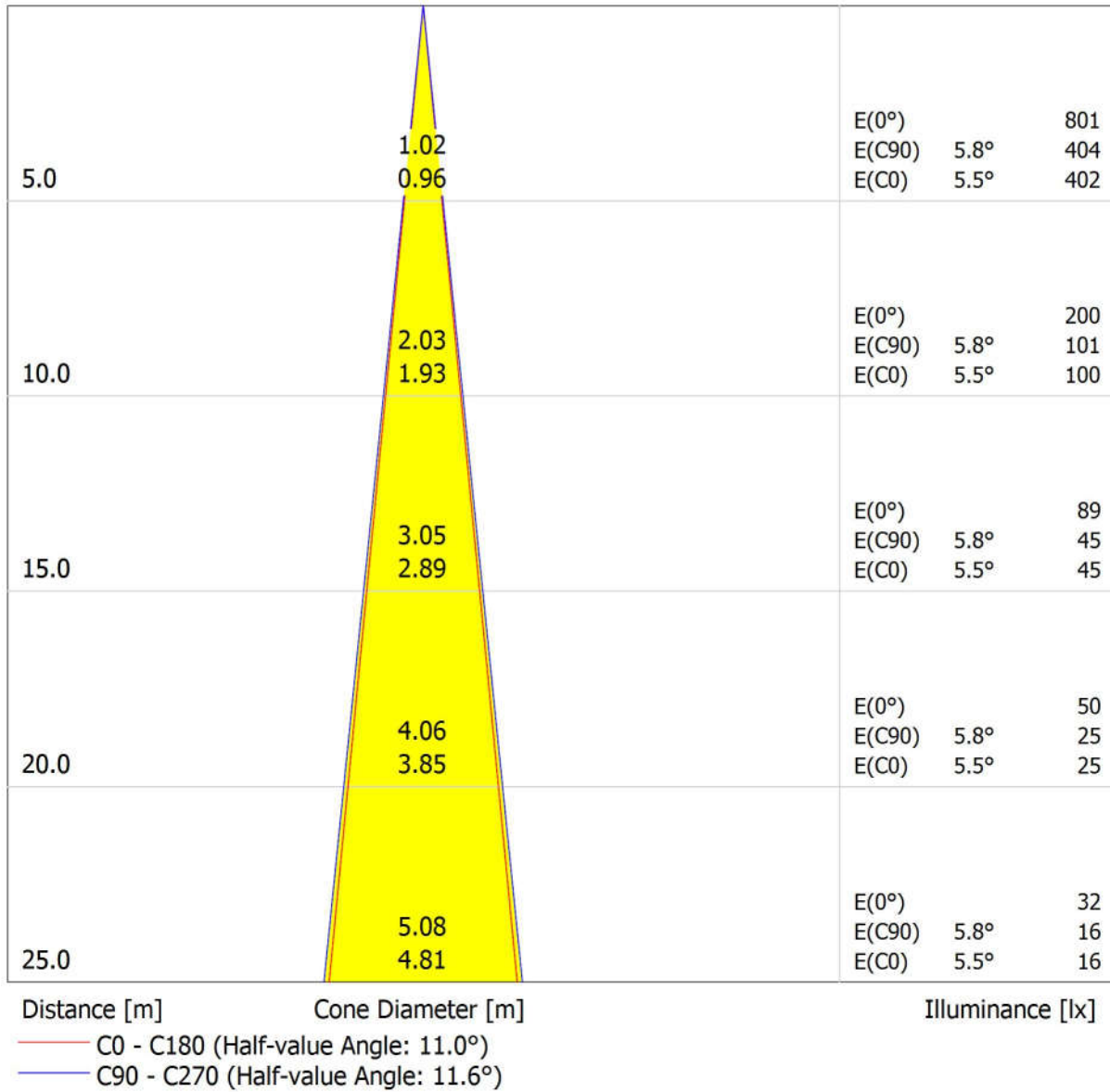
DUNE MK2 RGBW is a highly performing LED colour changer specifically designed for exterior recessed applications. Newly restyled, DUNE MK2 RGBW is now based on a combination of RGBW LEDs offering an unprecedented astonishing white light output quality as well as a wider variety of intermediate colour hues for an even broader range of application purposes. Narrow aperture spot lenses and wide elliptical distribution are part of the optional selection of optics groups available. A 2000 Kg deadweight load capacity makes this IP67 rated colour changer suitable for ground mounting applications even in vehicled areas. This versatile fixture also allows beam positioning through 10° moving capability.

Griven S.r.l.
Via Bulgaria, 16
46042 Castel Goffredo, MN, Italy

Operator PR
Telephone 0376779483
Fax 0376779682
e-Mail griven@griven.com

Griven S.r.l. AL4850NARW Dune MK2 Narrow RGBW sym / Cone Diagram

Luminaire: Griven S.r.l. AL4850NARW Dune MK2 Narrow RGBW sym
Lamps: 1 x LED

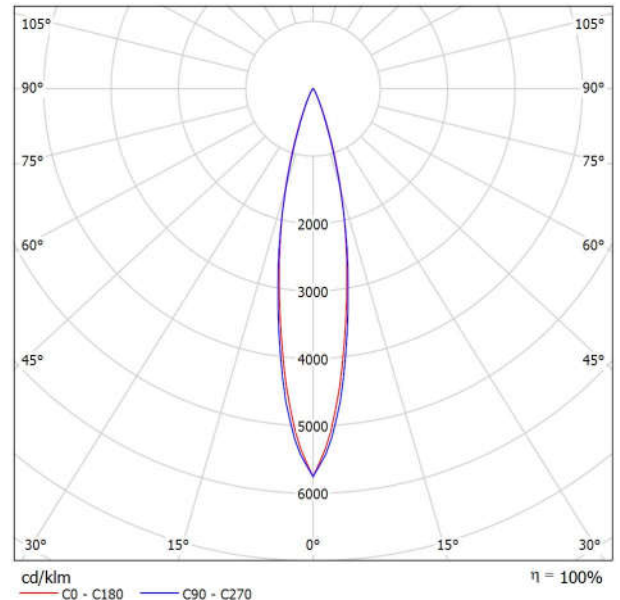


Griven S.r.l.
Via Bulgaria, 16
46042 Castel Goffredo, MN, Italy

Operator PR
Telephone 0376779483
Fax 0376779682
e-Mail griven@griven.com

Griven S.r.l. AL4850MERW Dune MK2 Medium RGBW sym / Luminaire Data Sheet

Luminous emittance 1:



Luminaire classification according to CIE: 100
CIE flux code: 97 99 100 100 100

Griven S.r.l. AL4850MERW Dune MK2 Medium
RGBW sym
Article No.: AL4850MERW
Luminous flux (Luminaire): 1141 lm
Luminous flux (Lamps): 1143 lm
Luminaire Wattage: 29.0 W
Luminaire classification according to CIE: 100
CIE flux code: 97 99 100 100 100
Fitting: 1 x LED (Correction Factor 1.000).

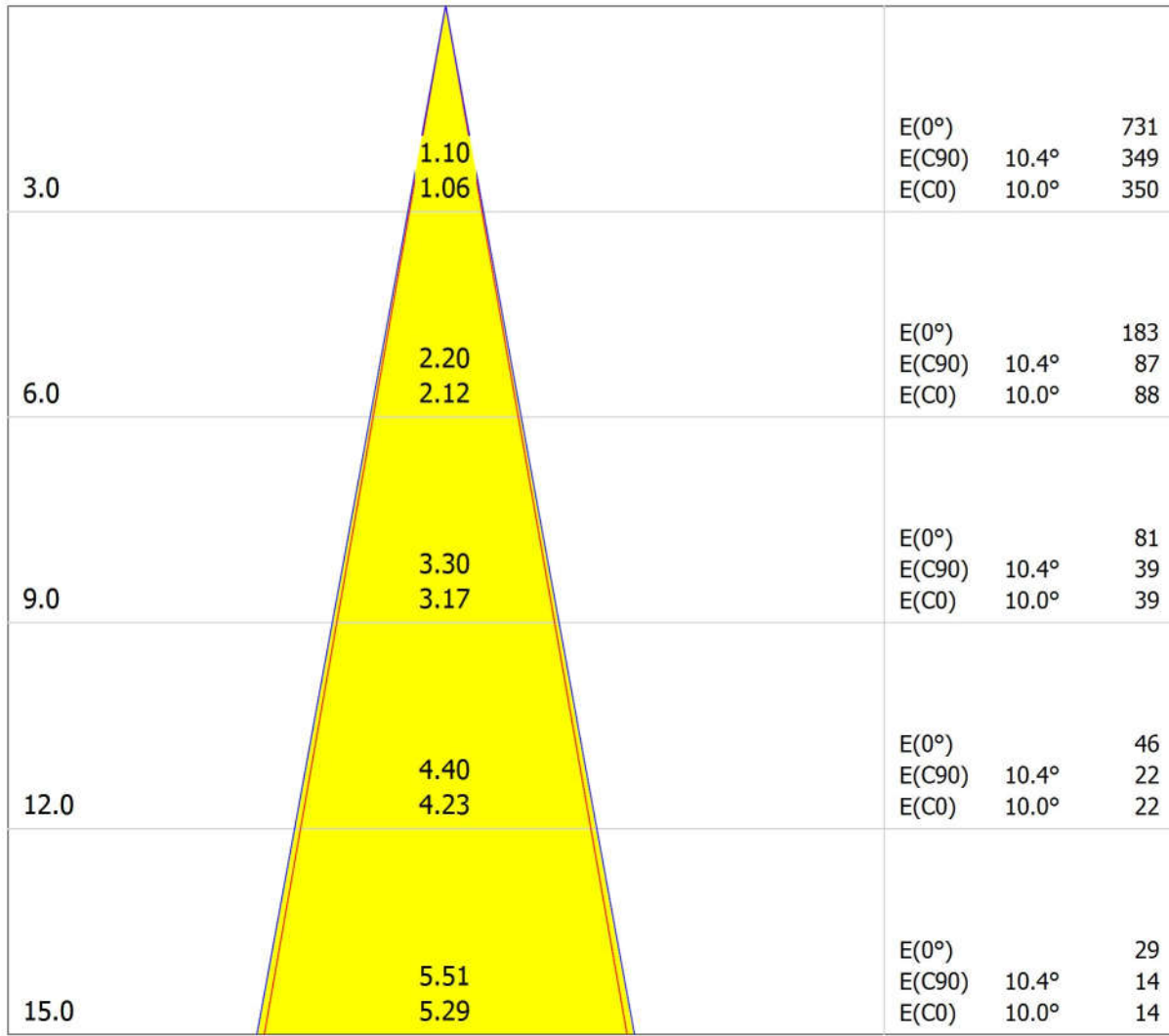
DUNE MK2 RGBW is a highly performing LED colour changer specifically designed for exterior recessed applications. Newly restyled, DUNE MK2 RGBW is now based on a combination of RGBW LEDs offering an unprecedented astonishing white light output quality as well as a wider variety of intermediate colour hues for an even broader range of application purposes. Narrow aperture spot lenses and wide elliptical distribution are part of the optional selection of optics groups available. A 2000 Kg deadweight load capacity makes this IP67 rated colour changer suitable for ground mounting applications even in vehicled areas. This versatile fixture also allows beam positioning through 10° moving capability.

Griven S.r.l.
Via Bulgaria, 16
46042 Castel Goffredo, MN, Italy

Operator PR
Telephone 0376779483
Fax 0376779682
e-Mail griven@griven.com

Griven S.r.l. AL4850MERW Dune MK2 Medium RGBW sym / Cone Diagram

Luminaire: Griven S.r.l. AL4850MERW Dune MK2 Medium RGBW sym
Lamps: 1 x LED



Distance [m] Cone Diameter [m] Illuminance [lx]

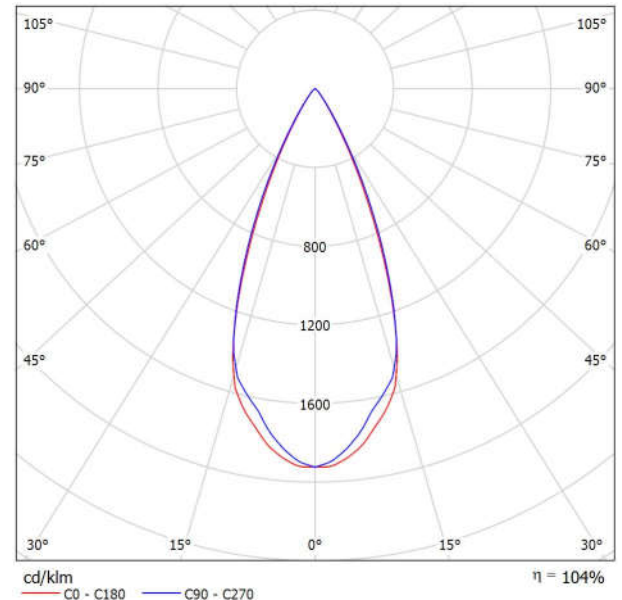
- C0 - C180 (Half-value Angle: 20.0°)
- C90 - C270 (Half-value Angle: 20.8°)

Griven S.r.l.
Via Bulgaria, 16
46042 Castel Goffredo, MN, Italy

Operator PR
Telephone 0376779483
Fax 0376779682
e-Mail griven@griven.com

Griven S.r.l. AL4850WIRW Dune MK2 Wide RGBW sym / Luminaire Data Sheet

Luminous emittance 1:



Luminaire classification according to CIE: 100
CIE flux code: 97 99 100 100 104

Griven S.r.l. AL4850WIRW Dune MK2 Wide
RGBW sym
Article No.: AL4850WIRW
Luminous flux (Luminaire): 1177 lm
Luminous flux (Lamps): 1136 lm
Luminaire Wattage: 29.0 W
Luminaire classification according to CIE: 100
CIE flux code: 97 99 100 100 104
Fitting: 1 x LED (Correction Factor 1.000).

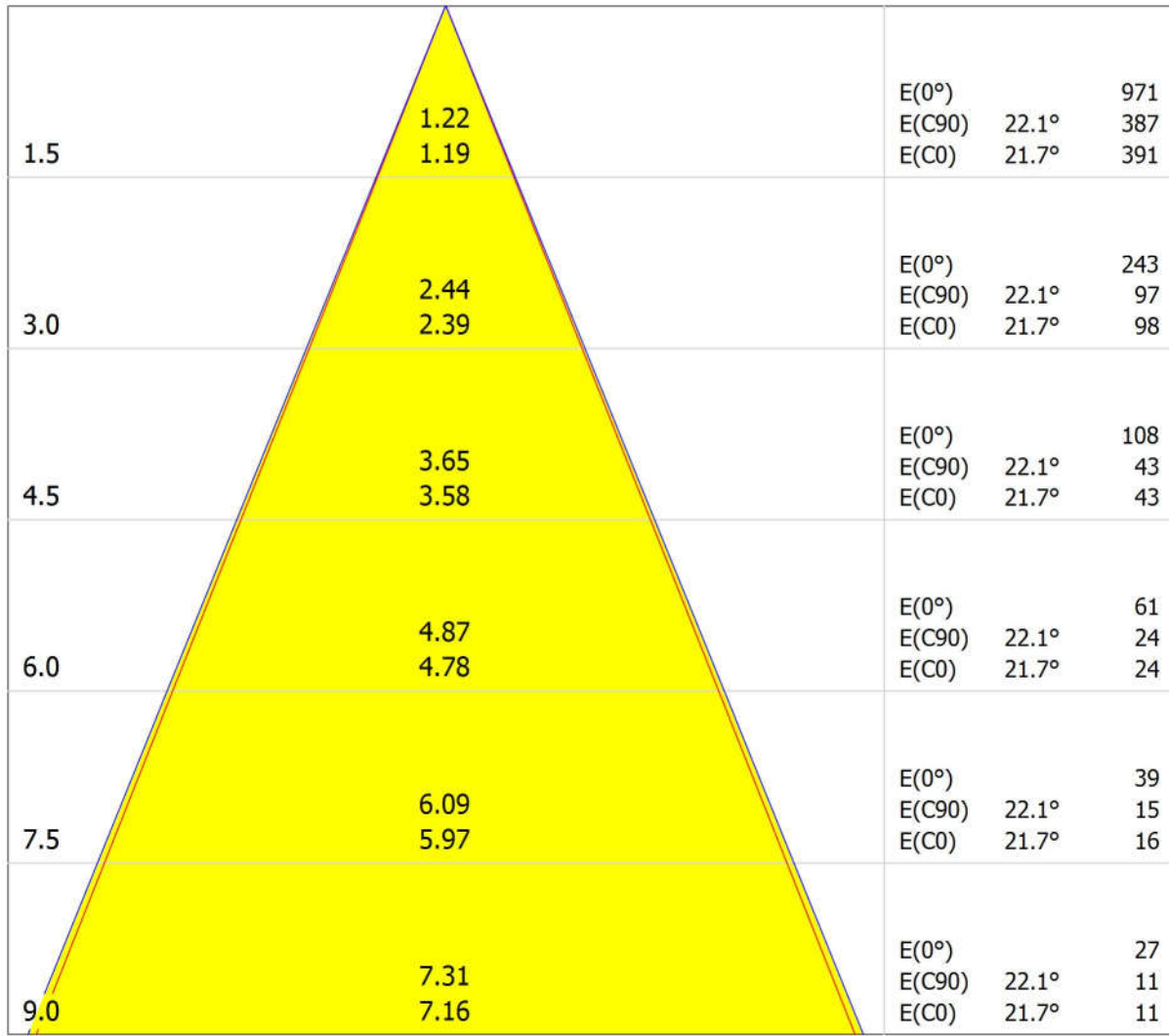
DUNE MK2 RGBW is a highly performing LED colour changer specifically designed for exterior recessed applications. Newly restyled, DUNE MK2 RGBW is now based on a combination of RGBW LEDs offering an unprecedented astonishing white light output quality as well as a wider variety of intermediate colour hues for an even broader range of application purposes. Narrow aperture spot lenses and wide elliptical distribution are part of the optional selection of optics groups available. A 2000 Kg deadweight load capacity makes this IP67 rated colour changer suitable for ground mounting applications even in vehicled areas. This versatile fixture also allows beam positioning through 10° moving capability.

Griven S.r.l.
Via Bulgaria, 16
46042 Castel Goffredo, MN, Italy

Operator PR
Telephone 0376779483
Fax 0376779682
e-Mail griven@griven.com

Griven S.r.l. AL4850WIRW Dune MK2 Wide RGBW sym / Cone Diagram

Luminaire: Griven S.r.l. AL4850WIRW Dune MK2 Wide RGBW sym
Lamps: 1 x LED



Distance [m] Cone Diameter [m] Illuminance [lx]

- C0 - C180 (Half-value Angle: 43.4°)
- C90 - C270 (Half-value Angle: 44.2°)

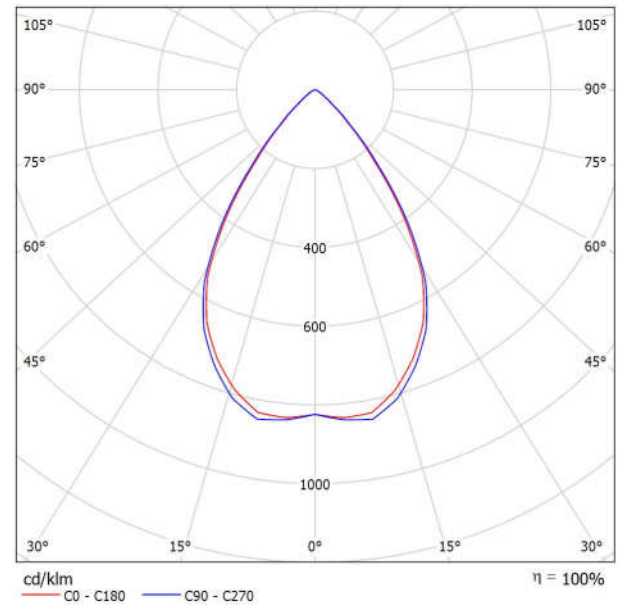
Griven S.r.l.
Via Bulgaria, 16
46042 Castel Goffredo, MN, Italy

Operator PR
Telephone 0376779483
Fax 0376779682
e-Mail griven@griven.com

Griven S.r.l. AL4850EWRW Dune MK2 Extra Wide RGBW sym / Luminaire Data Sheet



Luminous emittance 1:



Luminaire classification according to CIE: 100
CIE flux code: 88 99 100 100 100

Griven S.r.l. AL4850EWRW Dune MK2 Extra Wide RGBW sym
Article No.: AL4850EWRW
Luminous flux (Luminaire): 1049 lm
Luminous flux (Lamps): 1053 lm
Luminaire Wattage: 29.0 W
Luminaire classification according to CIE: 100
CIE flux code: 88 99 100 100 100
Fitting: 1 x LED (Correction Factor 1.000).

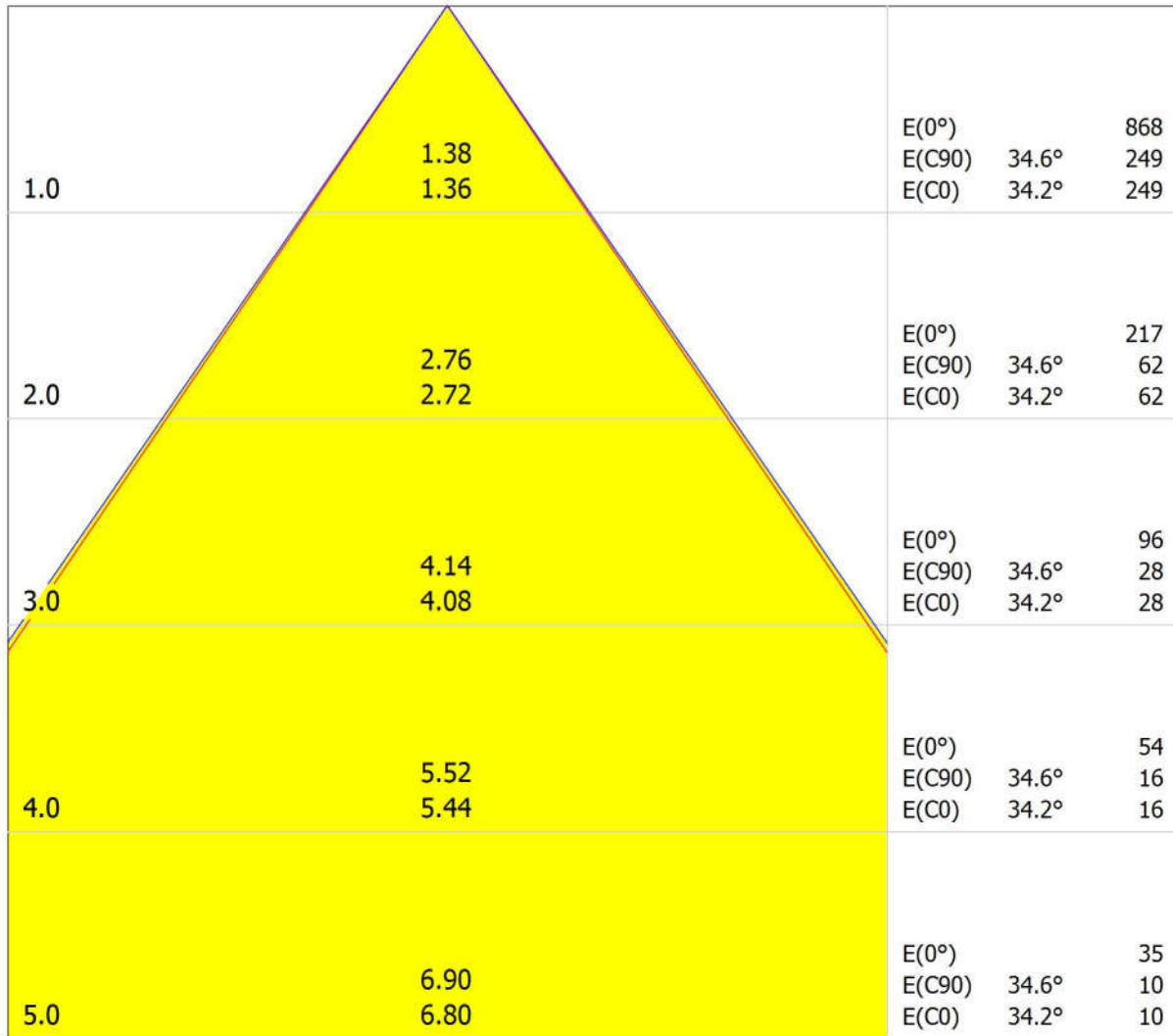
DUNE MK2 RGBW is a highly performing LED colour changer specifically designed for exterior recessed applications. Newly restyled, DUNE MK2 RGBW is now based on a combination of RGBW LEDs offering an unprecedented astonishing white light output quality as well as a wider variety of intermediate colour hues for an even broader range of application purposes. Narrow aperture spot lenses and wide elliptical distribution are part of the optional selection of optics groups available. A 2000 Kg deadweight load capacity makes this IP67 rated colour changer suitable for ground mounting applications even in vehicled areas. This versatile fixture also allows beam positioning through 10° moving capability.

Griven S.r.l.
Via Bulgaria, 16
46042 Castel Goffredo, MN, Italy

Operator PR
Telephone 0376779483
Fax 0376779682
e-Mail griven@griven.com

Griven S.r.l. AL4850EWRW Dune MK2 Extra Wide RGBW sym / Cone Diagram

Luminaire: Griven S.r.l. AL4850EWRW Dune MK2 Extra Wide RGBW sym
Lamps: 1 x LED



Distance [m] Cone Diameter [m] Illuminance [lx]

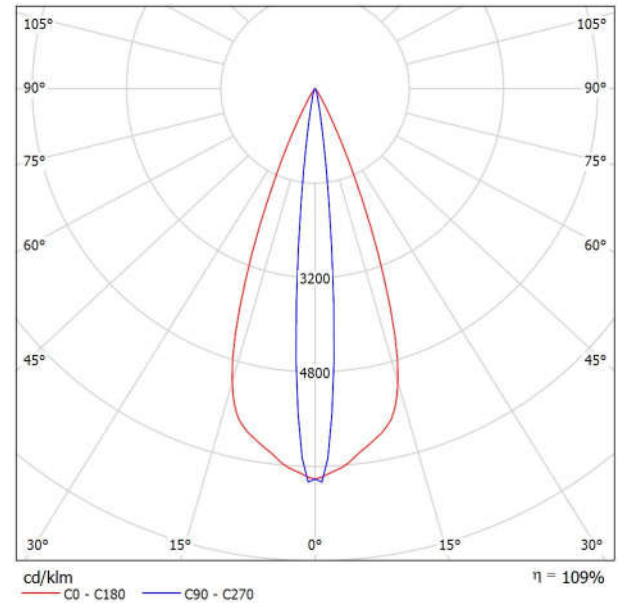
- C0 - C180 (Half-value Angle: 68.4°)
- C90 - C270 (Half-value Angle: 69.2°)

Griven S.r.l.
Via Bulgaria, 16
46042 Castel Goffredo, MN, Italy

Operator PR
Telephone 0376779483
Fax 0376779682
e-Mail griven@griven.com

Griven S.r.l. AL4850ELRW Dune MK2 Elliptical RGBW sym / Luminaire Data Sheet

Luminous emittance 1:



Luminaire classification according to CIE: 100
CIE flux code: 98 100 100 100 109

Griven S.r.l. AL4850ELRW Dune MK2 Elliptical
RGBW sym
Article No.: AL4850ELRW
Luminous flux (Luminaire): 1250 lm
Luminous flux (Lamps): 1146 lm
Luminaire Wattage: 29.0 W
Luminaire classification according to CIE: 100
CIE flux code: 98 100 100 100 109
Fitting: 1 x LED (Correction Factor 1.000).

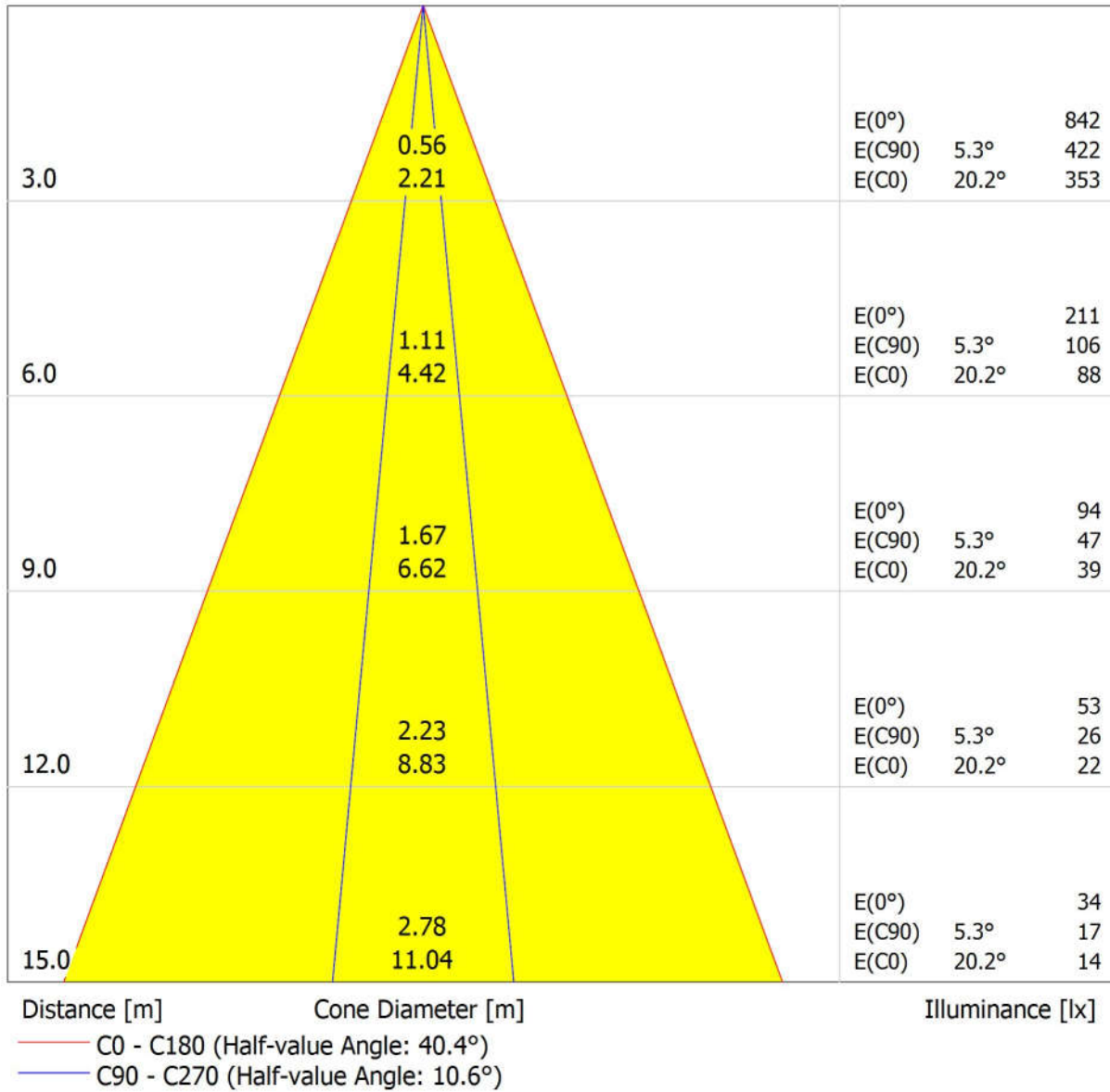
DUNE MK2 RGBW is a highly performing LED colour changer specifically designed for exterior recessed applications. Newly restyled, DUNE MK2 RGBW is now based on a combination of RGBW LEDs offering an unprecedented astonishing white light output quality as well as a wider variety of intermediate colour hues for an even broader range of application purposes. Narrow aperture spot lenses and wide elliptical distribution are part of the optional selection of optics groups available. A 2000 Kg deadweight load capacity makes this IP67 rated colour changer suitable for ground mounting applications even in vehicled areas. This versatile fixture also allows beam positioning through 10° moving capability.

Griven S.r.l.
Via Bulgaria, 16
46042 Castel Goffredo, MN, Italy

Operator PR
Telephone 0376779483
Fax 0376779682
e-Mail griven@griven.com

Griven S.r.l. AL4850ELRW Dune MK2 Elliptical RGBW sym / Cone Diagram

Luminaire: Griven S.r.l. AL4850ELRW Dune MK2 Elliptical RGBW sym
Lamps: 1 x LED



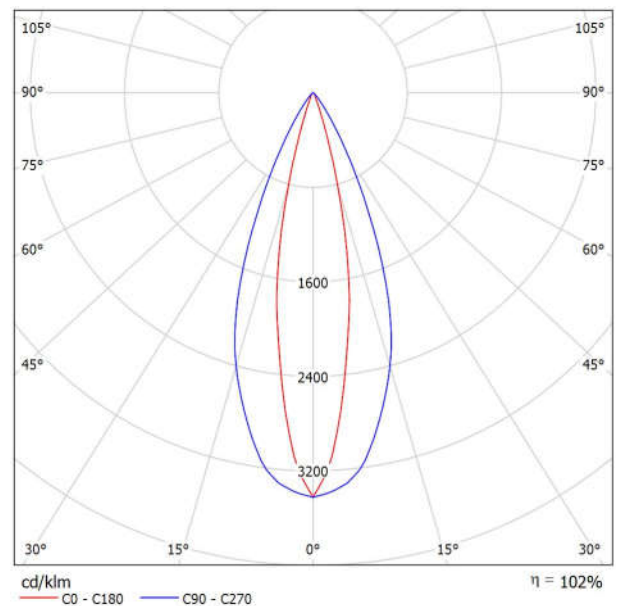
Griven S.r.l.
Via Bulgaria, 16
46042 Castel Goffredo, MN, Italy

Operator PR
Telephone 0376779483
Fax 0376779682
e-Mail griven@griven.com

Griven S.r.l. AL4850WLRW Dune MK2 Elliptical Wide RGBW sym / Luminaire Data Sheet



Luminous emittance 1:



Luminaire classification according to CIE: 100
CIE flux code: 96 99 100 100 102

Griven S.r.l. AL4850WLRW Dune MK2 Elliptical
Wide RGBW sym
Article No.: AL4850WLRW
Luminous flux (Luminaire): 1053 lm
Luminous flux (Lamps): 1032 lm
Luminaire Wattage: 29.0 W
Luminaire classification according to CIE: 100
CIE flux code: 96 99 100 100 102
Fitting: 1 x LED (Correction Factor 1.000).

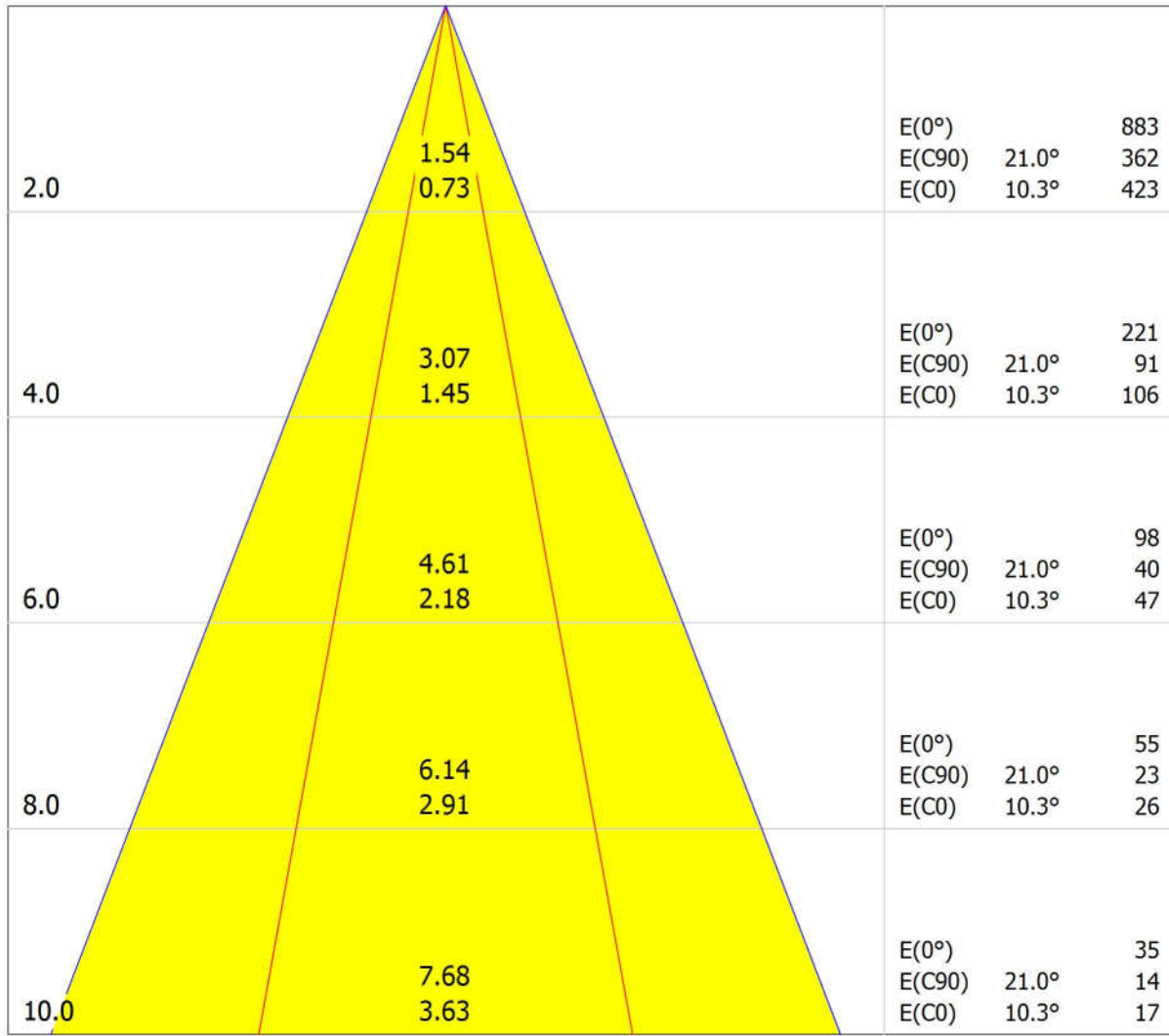
DUNE MK2 RGBW is a highly performing LED colour changer specifically designed for exterior recessed applications. Newly restyled, DUNE MK2 RGBW is now based on a combination of RGBW LEDs offering an unprecedented astonishing white light output quality as well as a wider variety of intermediate colour hues for an even broader range of application purposes. Narrow aperture spot lenses and wide elliptical distribution are part of the optional selection of optics groups available. A 2000 Kg deadweight load capacity makes this IP67 rated colour changer suitable for ground mounting applications even in vehicled areas. This versatile fixture also allows beam positioning through 10° moving capability.

Griven S.r.l.
Via Bulgaria, 16
46042 Castel Goffredo, MN, Italy

Operator PR
Telephone 0376779483
Fax 0376779682
e-Mail griven@griven.com

Griven S.r.l. AL4850WLRW Dune MK2 Elliptical Wide RGBW sym / Cone Diagram

Luminaire: Griven S.r.l. AL4850WLRW Dune MK2 Elliptical Wide RGBW sym
Lamps: 1 x LED



Distance [m] Cone Diameter [m] Illuminance [lx]

— C0 - C180 (Half-value Angle: 20.6°)
— C90 - C270 (Half-value Angle: 42.0°)